

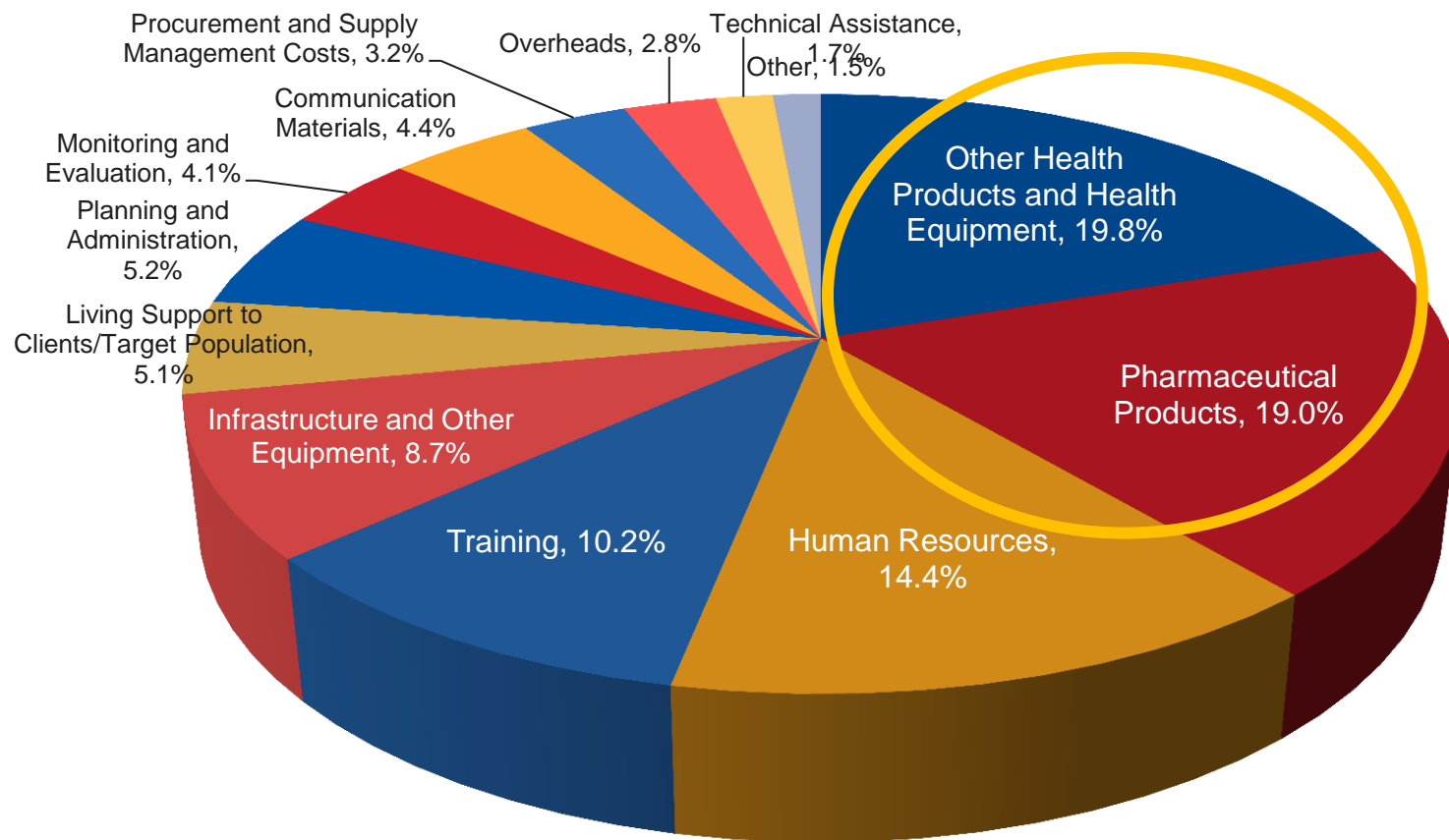
Procurement of quality-assured diagnostic products by Global Fund's recipients

Meeting with manufacturers of HIV Diagnostic
Products, partners and implementers

Introduction by Sophie Logez, Manager, QADM Team

Global Fund Policies for Procurement and Supply Management

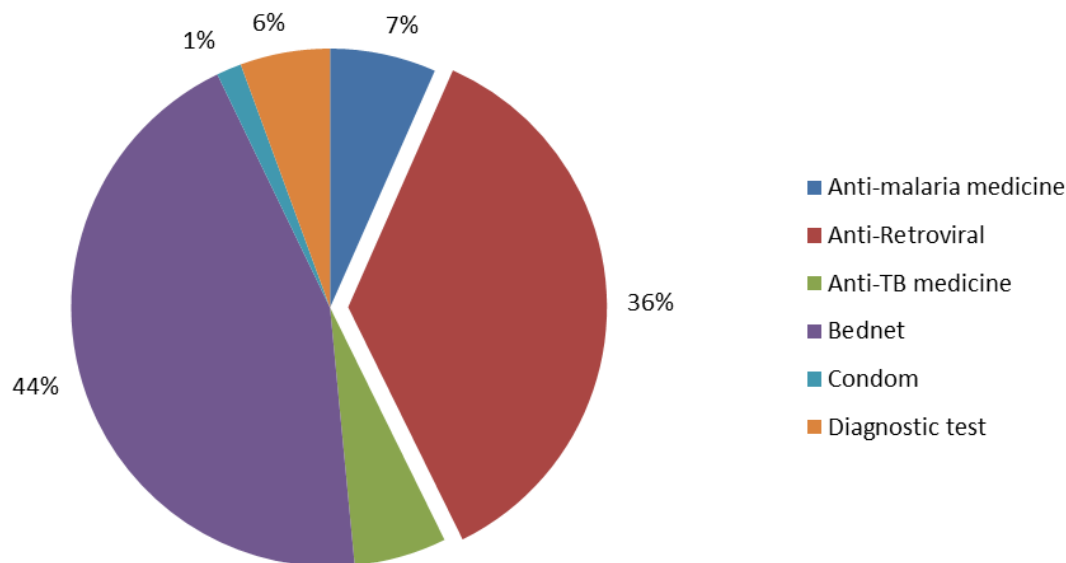
Expenditures by Cost Categories



38.8% of grant funds are budgeted for the procurement of medicines and other health products

Reported procurement transactions (2009 – 2011)

PQR Reporting by Product Category




Product Category	Product Cost (USD)
Anti-malaria medicine	\$126,621,162
Anti-Retroviral	\$688,153,039
Anti-TB medicine	\$110,135,044
Bednet	\$846,095,931
Condom	\$29,833,581
Diagnostic test	\$107,031,017
Grand Total	\$1,907,869,775

Key points:

- >> US\$1,907,869,775 reported from 2009 - Q2 2011
- >> 49% pharmaceutical products
- >> 44% mosquito nets
- >> 6% Rapid Diagnostic Tests for malaria and HIV

Guide to the Global Fund's Policies on PSM



- Quality-assured products
- Lowest possible price
- Adherence to national laws and international agreements
- Conduct procurement processes in a transparent and competitive manner
- Monitoring of supplier performance
- Best value for money

Recipients responsible for PSM activities and ensuring adherence to Global Fund policies


Good Procurement Practices

Recipients must procure products in accordance with principles set out in the interagency guidelines:

“Operational principles for good pharmaceutical Procurement”

“A Model Quality Assurance System for Procurement Agencies”

- 1- Prequalification of products and manufacturers
- 2- Purchase in a competitive and transparent manner
- 3- Storage
- 4- Distribution



QA Policy for
Pharmaceuticals
(June 2009)

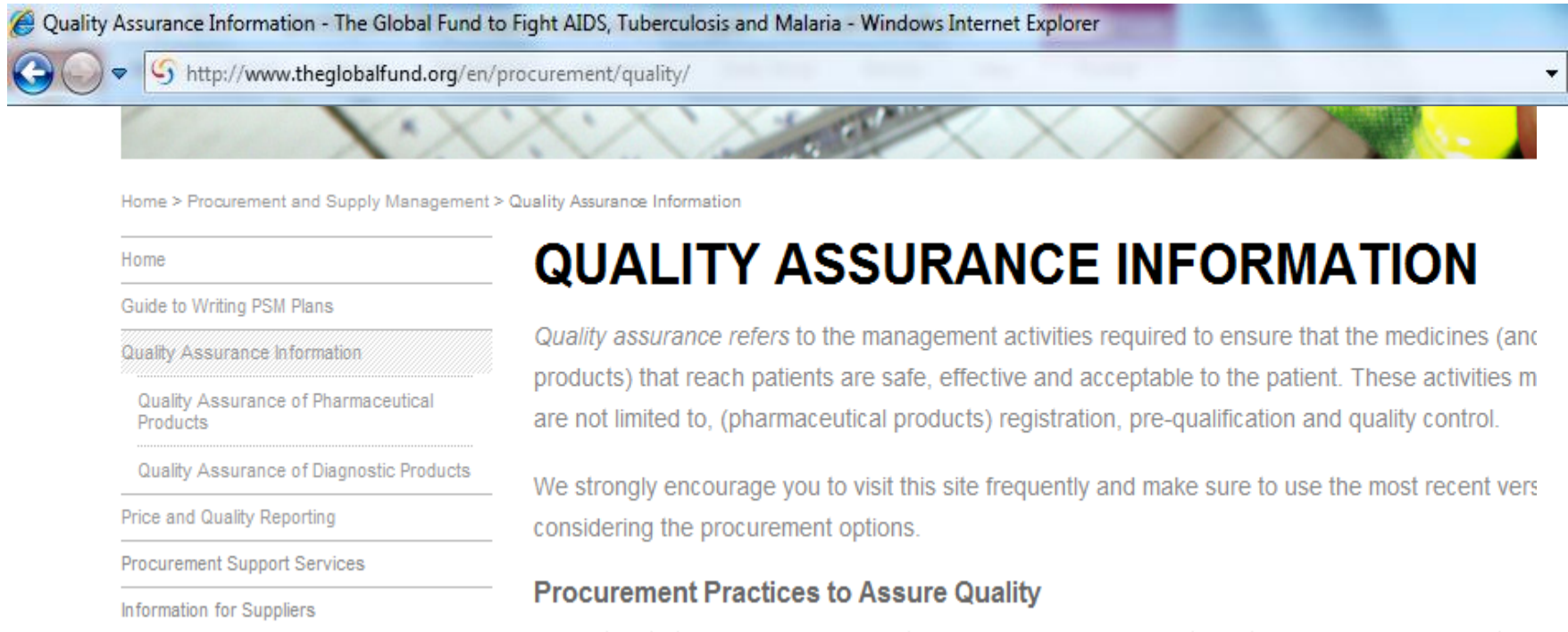
Condoms
(WHO 2010
Procurement guide)

Global Fund
Quality Assurance
Policies

QA Policy for
Diagnostics
(March 2011)

Long Lasting
Insecticidal Nets
(WHOPEP
recommendations and
specifications)

Quality Assurance for Health Products



Quality Assurance Information - The Global Fund to Fight AIDS, Tuberculosis and Malaria - Windows Internet Explorer

http://www.theglobalfund.org/en/procurement/quality/

Home > Procurement and Supply Management > Quality Assurance Information

QUALITY ASSURANCE INFORMATION

Quality assurance refers to the management activities required to ensure that the medicines (and products) that reach patients are safe, effective and acceptable to the patient. These activities are not limited to, (pharmaceutical products) registration, pre-qualification and quality control.

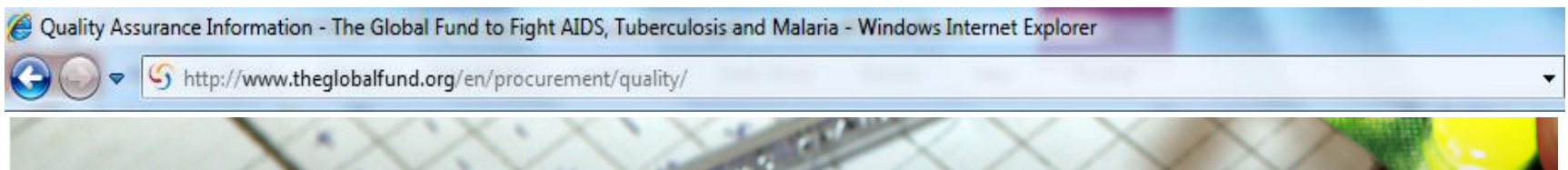
We strongly encourage you to visit this site frequently and make sure to use the most recent version considering the procurement options.

Procurement Practices to Assure Quality

- Home
- Guide to Writing PSM Plans
- Quality Assurance Information**
- Quality Assurance of Pharmaceutical Products
- Quality Assurance of Diagnostic Products
- Price and Quality Reporting
- Procurement Support Services
- Information for Suppliers

Partnerships in Quality Assurance

- Collaboration with WHO
 - Prequalification Programs for pharmaceuticals, diagnostics, and pesticides
 - Disease programs
- Collaboration/information sharing with donors and agencies involved in supply
 - USAID, UNITAID, UNICEF, UNDP, PfSCM, MSF...
- QA Policy harmonization with partners: GDF, UNITAID
- Regular communication with manufacturers



Home > Procurement and Supply Management > Quality Assurance Information

Home

Guide to Writing PSM Plans

Quality Assurance Information

Quality Assurance of Pharmaceutical Products

Quality Assurance of Diagnostic Products

QUALITY ASSURANCE INFORMATION

Quality assurance refers to the management activities required to ensure that the medicines (and products) that reach patients are safe, effective and acceptable to the patient. These activities are not limited to, (pharmaceutical products) registration, pre-qualification and quality control.



Procurement Information

“disclosure of information on prices paid for purchases by Fund Recipients is a matter of principle and will facilitate a process leading to lower prices”

October 2002, 3rd Board Meeting

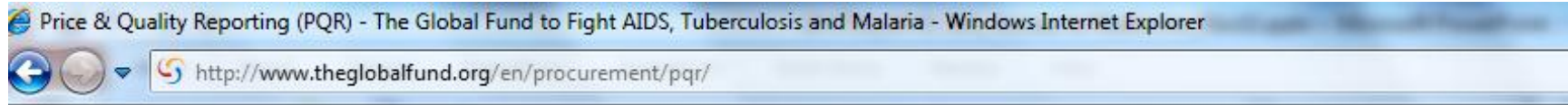
Uses:

1. Communicate market information to recipients & inform budgets
2. Benchmark prices achieved against international reference sources and relevant comparators
3. Identify value-for-money opportunities
4. Monitor compliance with the Global Fund’s Quality Assurance Policies
5. Build market intelligence and inform policy making

What is the Price and Quality Reporting?

- A **web-based system** for tracking the purchases of key pharmaceutical and health products
- PQR contains **US\$ 1.9 billion** of procurement data from **118 countries** covering procurement transactions from 2009-2011
- Transactional **data entered by Recipients** upon receipt of goods
- Data **verified by Local Fund Agents**
- **Reporting is mandatory** for 6 product categories:
 1. Antiretrovirals
 2. Antimalarial medicines
 3. Tuberculosis medicines,
 4. Bednets,
 5. Condoms,
 6. HIV/Malaria Rapid diagnostics tests

Prices and Quality Reporting



Home > Procurement and Supply Management > Price & Quality Reporting (PQR)

Home

Guide to Writing PSM Plans

Quality Assurance Information

Price and Quality Reporting

Procurement Support Services

Information for Suppliers

PRICE AND QUALITY REPORTING

The Price and Quality Reporting (PQR) Tool is a web-based system used by the Global Fund to collect transaction level procurement information from Principal Recipients on key health products. The system's goals are to:

- Communicate market information to Principal Recipients,
- Improve transparency,
- Enable the Global Fund to monitor adherence to its Quality Assurance Policy,
- Help the Global Fund and its partners better understand and influence the market for pharmaceutical products.

External Links

[Log into the PQR](#)

Related Documents

[PQR FAQ](#)
(PDF - 218 KB)

[Additional Languages](#)

[PQR Quick Guide](#)
(PDF - 1 MB)

[Additional Languages](#)

Select RDT Type HIV

BRAND	PQR Reference					DISTRIBUTION
	QTY TESTS	LOWEST ACHIEVED	WEIGHT AVG	V. WEIGHTED MEDIAN	COUNTRIES	
Retrocheck HIV 1 & 2 [HIV-110050, HIV-110100]	477,648	0.298	0.306	0.298	3	CHART
Determine HIV-1/2 w/b test	7,516,700	0.490	0.818	0.800	20	CHART
SD Bioline HIV-1/2 3.0 [03FK10]	5,088,225	0.500	1.461	1.860	21	CHART
HIV RDT (please upload invoice)	360,990	0.504	1.081	1.092	7	CHART
First Response HIV 1-2-0 Card Test [I05FRC30]	1,355,400	0.550	0.839	0.840	3	CHART
Determine HIV 1/2 Serum/Plasma	943,200	0.713	0.872	0.800	7	CHART
Determine HIV-1/2	6,019,300	0.720	0.953	0.913	23	CHART
DoubleCheckGold HIV 1&2, Whole Blood [70833020, 70833100]	507,800	0.720	0.730	0.720	5	CHART
DoubleCheckGold Ultra HIV 1&2	184,800	0.720	0.728	0.720	3	CHART
ACON HIV 1/2/0 Tri-Line HIV Rapid Test Device	26,550	0.720	1.009	1.030	3	CHART
Genscreen HIV Ag-Ab Ultra	45,600	0.796	0.900	0.796	4	CHART
Determine HIV-1/2 Whole blood Assay [7D2343]	2,889,600	0.800	1.004	0.816	10	CHART
SD Bioline HIV-1/2 Rapid	1,139,035	0.800	1.816	1.860	6	CHART
Hexagon HIV	53,760	0.860	0.927	0.860	3	CHART
Determine HIV-1/2 Ag/Ab Combo	208,200	0.900	1.057	0.920	4	CHART
Uni-Gold HIV-1/HIV-2 [1208502]	2,419,140	1.265	1.725	1.700	17	CHART
VIKIA HIV 1/2	12,076	1.479	1.695	1.542	5	CHART
ImmunoComb HIV 1&2 Bispot [60432002]	21,220	1.680	3.043	2.806	6	CHART
Genie II HIV-1/HIV-2	12,480	3.498	3.750	3.854	3	CHART
OraQuick HIV 1/2 -Rapid Antibody Test [5X4-0010, 5X4-0012]	170,800	3.500	4.438	4.500	4	CHART
Inno_Lia HIV I/II Score	7,960	20.041	58.242	63.431	4	CHART